

Cabinet



Date of meeting:	13 January 2025
Title of Report:	Draft Budget Report 2025/26
Lead Member:	Councillor Tudor Evans OBE (Leader)
Lead Strategic Director:	David Northey (Service Director for Finance)
Author:	David Northey, Service Director for Finance (Section 151 Officer) Helen Slater, Assistant Head of Finance
Contact Email:	David.northey@plymouth.gov.uk
Your Reference:	Budget20252026/ Jan2025
Key Decision:	No
Confidentiality:	Part I - Official

Purpose of Report

Under the Council's Constitution, Cabinet is required to recommend an annual Budget to Full Council. The final Budget Report and Council Tax will be presented at the meeting scheduled 24 February 2025. This report sets out the latest information available to enable Cabinet to consider the first tranche of recommendations to Council in respect of the budget. This report will also be presented to the Budget Scrutiny Committee meetings 21 and 22 January 2025.

At the time of writing, we have included the information contained in the Autumn 2024 Budget Statement and the Provisional Local Government Settlement announced 18 December 2024. Full details of the final settlement will be included in subsequent reports.

Recommendations and Reasons

That Cabinet:

1. Note this report, and that it is subject to change in line with any Final Settlement adjustments and changes required as proposals are developed.
2. Recommend the Report to the Budget Scrutiny Select Committee

Reason: To ensure Cabinet support for the Budget proposals prior to further development of the final Revenue and Capital Budget 2025/26.

Alternative options considered and rejected

Not to bring forward proposals in respect of the 2025/26 Budget – rejected on the basis that the Council must agree a balanced budget, and seeking support for further developing the recommended proposals will allow this to happen.

This report builds on the Council's Medium-term Financial Strategy (MTFS) presented to Council November 2024. - our Financial Regulations require us to produce regular reports on our finance resources.

Relevance to the Corporate Plan and/or the Plymouth Plan

The report is fundamentally linked to delivering the priorities within the Council's Corporate Plan. Allocating limited resources to key priorities will maximise the benefits to the residents of Plymouth.

Implications for the Medium Term Financial Plan and Resource Implications:

The resource implications are set out in the body of the report.

Financial Risks:

The Council is a complex service organisation with a gross revenue expenditure budget exceeding £500m, and faces significant financial risks given the continuing uncertainty about future resourcing from central government, the wider economic environment and the Council's comparatively low levels of financial reserves. Each savings proposal carries its own risks, and mitigation for each will need to be explored. There are continuing demand pressures in both adult social care and children's social care. We are now facing increasing demand and cost pressures in both homelessness and bed and breakfast accommodation plus our statutory responsibility to provide home to school transport for our most vulnerable children.

The Council is under a legal obligation to set a balanced budget for each municipal year, and the Council's Section 151 Officer is required to produce a statement as part of the budget documentation giving his view as to the robustness of the proposed budget. This will be included in the final budget report to Full Council in February 2025.

The Draft Budget 2025/26 assumes an increase in both the base Council Tax and the Adult Social Care precept in line with the policy set out in the Autumn Statement 2024 and the Local Government Settlement in December 2024. No decision has been made on any changes to the council tax charge for 2025/26; this is reserved for a decision of Full Council in February.

Carbon Footprint (Environmental) Implications:

No impacts directly arising from this report. As the recommendations of this report relate to the Council's revenue and capital budget in totality, the scope of the decision covers all its activities. There will be carbon footprint implications arising from the activities financed by the budget, negative or positive, but these can only be effectively assessed on a case-by-case basis. The Council's commitments to the net zero agenda, as for any other agenda, will always sit within the financial context it is working within.

Other Implications: e.g. Health and Safety, Risk Management, Child Poverty:

The increasing costs from demand led services out pacing the increase in revenue resources across the public sector has been identified as a key risk within our Strategic Risk register. As proposals are developed, officers will produce where relevant a risk register relating to the above areas specific to each proposal to inform decision making. The register will include mitigations of identified risks where necessary, and this will be reported as part of the decision-making process. As proposals are further developed, officers will assess, and report equalities impacts and mitigations as part of the process.

Appendices

*Add rows as required to box below

Ref.	Title of Appendix	Exemption Paragraph Number (if applicable) <i>If some/all of the information is confidential, you must indicate why it is not for publication by virtue of Part 1 of Schedule 12A of the Local Government Act 1972 by ticking the relevant box.</i>						
		1	2	3	4	5	6	7
1	Net additional cost pressures and adjustments							
2	Net additional Resources and adjustments							
3	Savings Breakdown							
4	1 st Draft Directorate Budgets 2025/26							
5	Provisional Financial Settlement 2025/26							
6	Capital Programme by project							

Background papers:

*Add rows as required to box below

Please list all unpublished, background papers relevant to the decision in the table below. Background papers are unpublished works, relied on to a material extent in preparing the report, which disclose facts or matters on which the report or an important part of the work is based.

Title of any background paper(s)	Exemption Paragraph Number (if applicable) <i>If some/all of the information is confidential, you must indicate why it is not for publication by virtue of Part 1 of Schedule 12A of the Local Government Act 1972 by ticking the relevant box.</i>						
	1	2	3	4	5	6	7

Sign off:

Fin	OW. 24.25. 009	Leg	LS/00 0013 12/2/ AC/1 0/1/2 5.	Mon Off		HR		Asset s		Strat Proc	
Originating Senior Leadership Team member: David Northey (Service Director for Finance)											
Please confirm the Strategic Director(s) has agreed the report? Yes Date agreed: 09/01/2025											
Cabinet Member approval: Councillor Tudor Evans OBE (Leader) Date approved: 10/01/2025											

Introduction

- 1.1 This report provides the latest position on the Council's budget for 2025/26.
- 1.2 The Council continues to manage a challenging financial environment where service demands continue to increase and where uncertain and unpredictable funding and cost levels remain.
- 1.3 Together with all authorities the Council is facing another year of uncertainty and financial risk due to continuing additional national and international factors and demand pressures and costs in both adults' and children's social care. These areas are now joined by homelessness and home to school transport as major risk factors.
- 1.4 This report sets out the funding allocations for 2025/26 and there are encouraging signs that the much-trailed recognition of those areas of the country with the highest deprivation and demand will result in additional funding being received by Plymouth City Council.
- 1.5 The Council's administration is ambitious in its vision and objectives for the city and is committed to ensuring that services to children, vulnerable adults and the provision of affordable housing and helping those affected by homelessness continue to be key priorities. It is keenly aware of the impact of the current cost of living crisis on the people of Plymouth. This budget does not have reductions to critical services and does not include the introduction of any new charges for services. It does ensure there is adequate funding to repair potholes and allocates additional funding to the street scene service, both ensuring a better living environment for the city.
- 1.6 There are budget adjustments correcting previous one-off allocations, council wide costs and directorate growth offset by additional resources and savings across all directorates. This is broken down below:
- Additional Core Resources (£17.020m) including £4.946m drawdown from reserves
 - Additional Grant Funding (£19.402m)
 - Right-sizing costs/adjustments £18.414m
 - Demand-led pressures £31.943m
 - Savings Targets and Management Actions (£13.934m)
- 1.7 This draft budget again allocates growth to demand-led directorates to protect the most vulnerable people in the city. The four key areas to concentrate on for 2025/26 are within the Children's Directorate (social care and SEND school transport) and the People Directorate (adult social care costs and homelessness provision). This report will set out additional budget allocations totalling £31.173m:
- Children social care and placement costs £16.284m
 - SEND Home to School Transport £ 2.059m
 - Adult Social Care additional costs £12.106m
 - Homelessness prevention £ 0.724m
- 1.8 The 2025/26 budget assumes new savings and income totalling £13.494m but around 50% of these (£6.698m) are management actions to consolidate existing spending, by deleting posts which remain vacant and the release of previous budget underspends.

- 1.9 This draft budget consolidates our current areas of focus to close the current and forecasted future financial gaps, allowing Strategic Directors to introduce new ways of delivering their services.

Background

- 2.1 The Council is scheduled to set a budget for the next financial year on 24 February 2025. At the meeting, the Council Tax charge for 2025/26 will need to be agreed.
- 2.2 Once again, this is a very challenging budget year as, like all local authorities, the Council is facing continuing growing pressures on resources as demand for services rises and costs increase.
- 2.3 The Council delivers more than 300 services – as diverse as bin collections, protecting vulnerable children, providing libraries, making planning decisions, attracting investment and jobs in the city, providing leisure facilities, providing parking, maintaining roads and pavements, and looking after Plymouth’s parks and green spaces.
- 2.4 Every part of the Council has been involved in the response to the budget situation and many employees and services may need to work in new ways. A significant amount of work continues to support the city’s economy, which has been severely affected by the recent pandemic and cost of living crisis.
- 2.5 It should be noted that options are limited by the fact that the Council needs to deliver many services as a statutory requirement and has limited scope to influence how these services are delivered. Examples of this include supporting vulnerable children and adults in the city.
- 2.6 Despite these challenges, the City Council is determined to get the basics right, including fewer potholes, cleaner, greener streets, and greener transport; building more homes for both social rent and affordable ownership; green investment, jobs, skills, and better education; keeping children, adults, and communities safe. This budget builds on the MTFS to provide the financial framework to deliver these aims and our work to ease the cost-of-living crisis for the people of Plymouth.

Provisional Local Government Finance Settlement

- 3.1 On 18 December 2024, the Minister of State for Local Government and English Devolution, Jim McMahon MP, released a written statement to Parliament on the provisional local government finance settlement 2025/26. In summary:
- 3.2 This is again a settlement for one year only and based on the 2024 Autumn Budget. However, the government also published a consultation paper on Local Authority Funding Reform, with more detail expected as part of the Spring Fiscal Announcement.
- 3.3 Outside of the Settlement, in relation to the revised National Insurance rates we are aware the government are to provide £515m to English councils to offset the increase to employer NICs. A methodology note has been published, but individual authority allocations will not be published until the final settlement, because the data is not yet complete to enable allocations to be calculated. What is clear is the LGA calculated that a minimum of £637m would be required and therefore a shortfall has been modelled in the budget calculations. For Plymouth, our calculation is a required £2.3m to fully compensate and we estimate the share of £515m

equates to a possible £2.076m, a shortfall of £0.224m. Our actual allocation will not be known until the Final Settlement at the end of January, at which point the final budget proposal will reflect the grant amount.

3.4 Full details are set out in the accompanying report and but in summary, the grant allocations and implications of the Provisional Settlement are:

- Council Tax – This had already been announced but we have confirmation the Council Tax referendum limit will be 2.99% with an additional 2% social care precept.
- Business Rates Retention and Revenue Support Grant (RSG) – The September CPI figure of 1.7% has been applied to increase both our funding amount within the business rates retention scheme and RSG.

Specific Grants:

- Increased Funding: Social Care Grant – The grant has increased by £5.281m to £33.789m. As a social care grant, this covers both adults' and children's services.
- Improved Better Care Fund – renamed to Local Authority Better Care Fund. The funding increases to £15.955m but now includes the rolled-in ASC Discharge Fund of £3.022m. Every 1% increase would have given an additional £159,000 therefore a 1.7% increase in line with CPI would have been worth £271,000.
- ASC Market Sustainability and Improvement Fund. This has not been increased and remains at £5.618m.
- ASC Discharge Fund. – deleted and rolled into Local Authority Better Care Fund
- New Homes Bonus. The 2024/25 allocation for Plymouth has *decreased* from £43,000 to a revised £32,000.
- Services Grant. As expected, has now been discontinued. Last year this was £407,000.
- NEW - recovery Grant. This is a one-off grant of £6.592m
- NEW – Children's Social Care Prevention Grant. This is a ringfenced grant of £1.415m

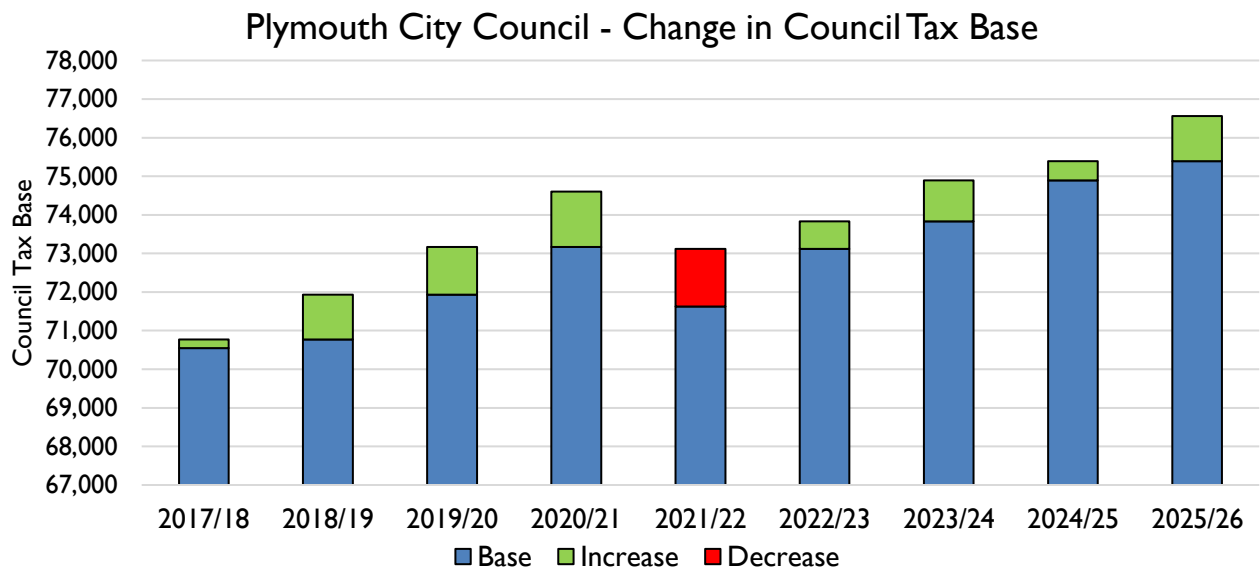
Budget Engagement

- 4.1 A public engagement to support the 2025/26 budget setting process was undertaken last month and closed 18 December.
- 4.2 The engagement was promoted to the local media and through the Council's own channels, which included a website banner, newsroom feature, social media, e-newsletter, promotion to local businesses and via press release. The questionnaire was also be shared internally in the Staff News bulletin.
- 4.3 The themes arising from the engagement will be considered as part of the final budget proposals and will be made available to the Scrutiny Committee.

Core Resources

Council Tax and Adult Social Care Precept

- 5.1 In the 2025/26 Provisional Local Government Finance Settlement, it is confirmed that Local Authorities can apply an increase in core Council Tax of up to 2.99% and an increase in the Adult Social Care precept of up to 2%. This has been incorporated within government funding models and included for the 2025/26 financial year in the MTFS.
- 5.2 The Council Tax Base report for 2025/26 will be approved by Full Council in January 2025; the provisional number of Band D equivalent properties is 76,557, an increase of 1,168 on 2024/25. The assumed collection rate continues at 97.5%; this is realistic and prudent due to the current economic climate. In 2025/26 additional income via the Empty Homes and Second Homes premiums are now reflected in the Council Tax base.
- 5.3 As a note, the 2021/22 Base number is showing as Red – a decrease. This was a technical adjustment in the calculation in line with the Government’s revised funding during the Covid-19 Pandemic. The Base was restated in 2022/23 as shown below.



Council Tax Income

	2024/25 Budget £m	2025/26 Forecast £m
General	136.125	145.132
Adult Social Care Precept	2.643	2.818
Additional collection fund surplus	0.711	1.500
Total Council Tax Income	139.479	149.450

Council Tax Discounts and Premiums

- 6.1 As a result of the Levelling Up and Regeneration Act 2023 Councils can now apply empty homes premium on dwellings unoccupied for one year, rather than two. Councils also have the power to introduce a new discretionary council tax premium of up to 100% on second homes. The maximum council tax charge in these cases would be a standard 100% plus a further 100% premium, resulting in a total council tax charge of 200%.
- 6.2 The changes to the empty homes' premium will come into effect from April 2024 and as Councils must make a determination at least one year in advance of introducing a second homes premium, this will come in from April 2025.
- 6.3 Tax base growth for both these premiums have been included in the 2025/26 budget.

Council Tax Support Scheme

- 7.1 There is a statutory responsibility to implement and administer a local Council Tax Support Scheme (CTSS). Council Tax Support provides low-income households, both in and out of work, with help to pay their Council Tax. Any owner-occupier or tenant aged 18 or over who is legally responsible for Council Tax can make a claim for Council Tax Support. The level of Council Tax Support is based on the income and circumstances of the household.
- 7.2 The Government has set the rules we must use to calculate Council Tax Support for applicants who have reached state pension age. The maximum support available is 100% of the Council Tax charge for the property. For working age people, Plymouth City Council has an Income-Banded scheme, where the maximum support will remain at 80% of the charge.
- 7.3 All councils are required to annually review their local CTS schemes. Plymouth has reviewed the CTS scheme during 2024 to consider changes that could provide more financial support to families with children. To make these changes the current systems need to be developed to ensure a revised scheme can be administered, prior to any public consultation that would need to be undertaken. In these circumstances, Plymouth has decided not to make any changes to the scheme for 2025/26.
- 7.4 It is worth noting that just under 20% of all households in Plymouth are now in receipt of this support.

	2020/21 £m	2021/22 £m	2022/23 £m	2023/24 £m	2024/25 £m	2025/26 £m
Total Council Support	16.971	16.981	18.935	20.181	21.535	22.145

Business Rates

- 8.1 Under the Government's funding arrangements for Local Authorities the Business Rates Retention Scheme means Councils retain a proportion of their Business Rates, including growth, which is currently 49% of receipts. Authorities also take the risk of reductions in Business Rates during times of recession, although there are 'safety net' arrangements in place to protect against very large reductions. Local Authorities are compensated by way of S31 grant for reductions to business rates arising from changes in Government policy since the retention scheme was introduced e.g. additional reliefs and a lower uplift or freezing of the business rates multiplier.

- 8.2 The final calculation of resources from Business Rates is determined by the completion of the Government return NNDRI (National Non-Domestic Rates). The timing of this report sits outside of the budget setting timetable, so assumptions are required to be made as part of budget setting.

Business Rates Income

	2024/25 Budget £m	2025/26 Forecast £m
Business Rates Retention	81.105	83.834
Pooling Gain	2.262	2.750
Total Business Rates Income	83.367	86.584

- 9.1 There is confirmation that the Business Rates Pool will continue in 2025/26, however there is still uncertainty as to whether Rate Pools will remain in future years, particularly if there is a fundamental review of the rating system.
- 9.2 An assumed gain from the Pool is included in the proposed 2025/26 Budget at £2.750m

Revenue Support Grant (RSG)

- 10.1 Revenue Support Grant is a central government grant given to local authorities which can be used to finance revenue expenditure on any service. The amount of Revenue Support Grant to be provided to authorities is established through the Local Government Finance Settlement.
- 10.2 Several years ago, RSG was a major source of funding for the Council however since the austerity measures were introduced this grant has reduced drastically.
- 10.3 In 2013/14 which is the first year of a straight comparison, with the introduction of rates retention, the authority's RSG was £76.6m. By 2024/25 this had reduced to £12.328m. With a confirmed increase of 1.7%, and rolled in existing grants of £0.129m, RSG in 2025/26 will total £12.662m.

Government Grants

Public Health Grant

- 11.1 The Public Health Grant is another key source of income and is used to improve the health of the population, particularly to tackle large differences in health outcomes that we see between local areas. The grant allocation for 2024/25 was £16.737m. The funding is ring-fenced and does not have an impact on the budget resources as set out in this report. There has been no announcement yet of the 2025/26 allocation but modelled assumptions include an inflationary uplift in line with CPI.

	2024/25 £m	2025/26 Estimated £m
Public Health Grant Allocations	16.737	17.022

- 11.2 Grant funds may only be spent on activities whose main purpose is to improve the public health of our local population. This includes some specific requirements around health improvement, sexual health, drug and alcohol services, children and young people's Public Health services, NHS Health checks and health protection, as well as providing healthcare public health advice to support the commissioning of health and wellbeing services.

Housing Benefit Subsidy

- 12.1 Most housing benefit payments are subsidised at 100%. Housing Benefit Subsidy Grant is £58m for 2024/25, down from the high of £79m in 2018/19.
- 12.2 There has been an increase in housing benefit claims which do not attract full subsidy relating to Supported Accommodation at non-Registered Providers, these provisions receive either 60% or 0% subsidy above the rent officer amount depending on the vulnerability of the claimant. This gap in subsidy is estimated to be £1.7m in 2024/25.
- 12.3 Overpayments of Housing Benefit in most cases attract only a 40% subsidy rate from DWP, PCC are also able to invoice clients 100% of the overpayment amount. This however leads to outstanding debtors which currently total over £8m.

Dedicated Schools Grant

- 13.1 The Dedicated Schools Grant (DSG) is a ring-fenced specific grant, provided outside the local government finance settlement. It must be used in support of schools' budget for the purposes defined in The School and Early Years Finance and Childcare Regulations 2024. The net DSG the Council received for 2024/25 was £91m; including monies allocated for academies the gross amount was £282m. The funding is spent either directly by Schools, (Primary, Secondary and Special), through their formula allocations, or by the authority on their behalf.
- 13.2 The provisional DSG allocation for 2025/26 is set out below:

	2024/25 Baseline £m	2025/26 Provisional £m	Increase / (Decrease) £m
Schools Block	215.442	219.988	4.546
High Needs Block	48.224	51.872	3.648
Central Schools Services Block	2.533	2.367	(0.166)
Total	266.199	274.227	8.028

- 13.3 Any over or under spends on the DSG are carried forward to the following financial year with a neutral impact on the Council's general fund due to the statutory override legislation (currently in place until March 2026). However, accumulated school balances do form part of the Council's overall reserves and provisions. The provisional outturn 2024/25 for the Dedicated Schools Grant is an overspend of approximately £15m, which when added to the brought forward deficit from 2023/24 leaves a deficit balance of £20m. The deficit relates to increasing costs for independent sector provision for high needs pupils. Local Authorities with an overall deficit on its DSG account must be able to present a plan to the Department for

Education for managing their future DSG spend. The Council are implementing a DSG Management Plan which encompasses all areas of the DSG projected until the year 2030.

Pupil Premium

- 14.1 In addition to the Dedicated Schools Grant the Council also receives additional schools funding through the Pupil Premium. This allocates additional funding to schools that have pupils who are eligible for free school meals, looked after by the City Council or have parents who are currently serving in the armed forces.

Social Care Grant

- 15.1 The Council also receives a Social Care Grant. The provisional allocation for 2025/26 has been announced at £33.789m, an increase of £5.281m. This funding is intended to cover both Adults and Children's social care.

Market Sustainability Improvement Fund

- 16.1 Plymouth City Council has been allocated £5.618m through the Adult Social Care Market Improvement Fund for 2025/26. This figure is unchanged from 2024/25 and no inflationary uplifts have been applied.

Local Authority Better Care Fund

- 17.1 The Improved Better Care Fund has been renamed as the 'Local Authority Better Care Fund' for 2025/26, the allocation totals £15.995m, and includes £3.022m for the rolled in Adult Social Care Discharge Fund. Together, these figures are unchanged from 2024/25 and no inflationary uplifts have been applied.
- 17.2 The Improved Better Care Fund was first announced in the 2015 Spending Review. This is paid as a Specific Grant to the Local Authority with a condition that it is pooled into the existing local BCF plan with the ICB. This is additional funding for the provision of adult social care and this is therefore not an on-going revenue stream and cannot be subsumed into "business as usual" to close the funding gap for Adult Social Care.

Better Care Fund (BCF)

- 18.1 The BCF was introduced in 2015 with the intention of supporting people to live healthy, independent and dignified lives, through joining up health, social care and housing services. This vision is underpinned by 2 core objectives, to 1) enable people to stay well, safe and independent at home for longer; and 2) provide people with the right care, at the right place, at the right time
- 18.2 Integrated Care Boards (ICBs) and Local Government are required to agree a joint BCF plan, owned by the health and wellbeing board (HWB), and governed by an agreement under section 75 of the NHS Act (2006). This continues to provide an important framework in bringing local NHS services and Local Government together to tackle pressures faced across the health and social care system.

Recovery Fund

- 19.1 This new un-ringfenced, one-off funding directed at Local Authorities with high deprivation and low Council Tax bases. The allocation for 2025/26 is £6.592m for Plymouth.

Children's Social Care Prevention Grant

- 20.1 This is also a new funding stream for 2025/26, the allocation for Plymouth is £1.415m. This funding comes with conditions around usage to focus on preventative activities within Children Social Care. and is to enable the Council to deliver the Government's National Reforms for Children's Social Care.

Extended Producer Responsibility

- 21.1 A new income stream from fees paid by packaging producers, the Extended Producer Responsibility for Packaging (pEPR) scheme. This income will cover the existing costs local authorities incur for managing household packaging waste, provide additional funding for new legal duties, and support much needed investment in the waste and recycling industry. MHCLG have confirmed that this is not ringfenced funding and the allocation for Plymouth for 2025/26 is £5.926m

Additional Income

- 22.1 The table below sets out a summary of the uplifted income funding included in the 2025/26 Budget, included the impact of the ceasing Services Grant.

Grant Funding	Amount 25/26 (£m)
Recovery Fund	(6.592)
Children's Prevention Grant	(1.415)
Extended Producer Responsibility	(5.926)
Social Care Grant	(5.281)
Services Grant ceasing	0.407
Rolled in Grants	0.129
Homelessness Prevention Grant	(0.724)
Total	(19.402)

The Council's Reserves

- 23.1 The Council has created several specific reserves and provisions to plan for known and anticipated future revenue costs. We regularly review the appropriateness and use of these reserves throughout each financial year. As a minimum, all specific reserves will be reviewed on an annual basis as part of the end of year accounting closedown.

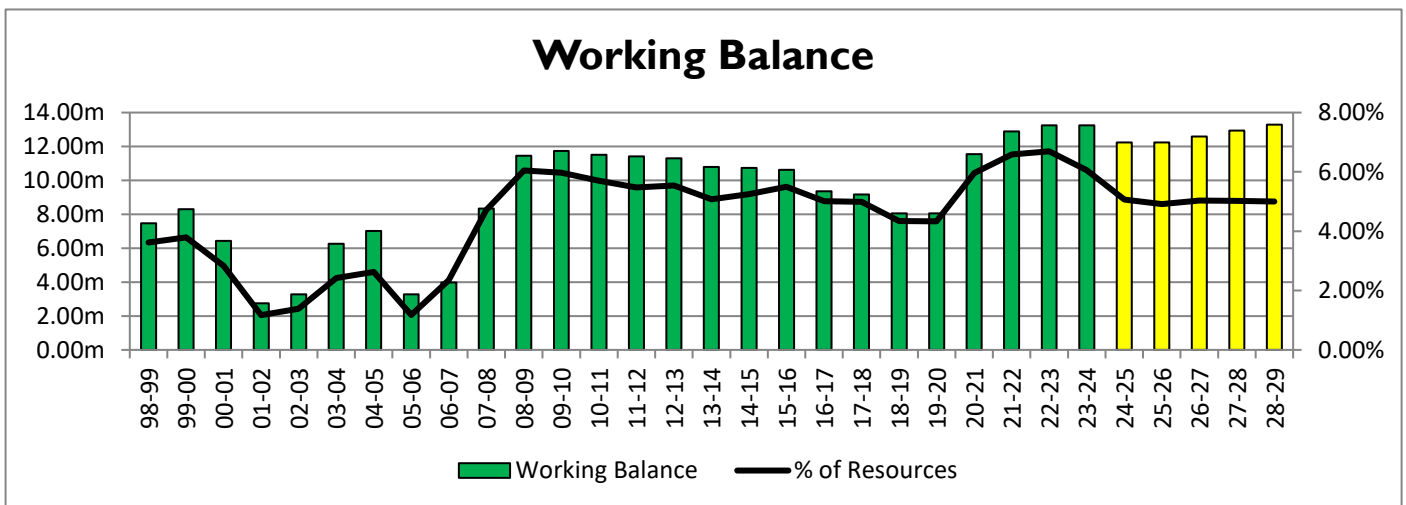
Unusable Reserves

- 24.1 The Council holds several unusable reserves in the Balance sheet. Some are required to be held for statutory reasons, and some are needed to comply with proper accountancy practice. The largest balance is the Asset Revaluation Reserve at £329.710m; the revaluation reserve contains the gains made by the Council arising from increases in the value of its Property, Plant and Equipment. Unusable reserves also include the accounting valuation of the Pension Fund. The Pensions Reserve absorbs the timing differences arising from the different arrangements

for accounting for post-employment benefits and for funding benefits in accordance with statutory provisions.

Usable Reserves

- 25.1 The Council also holds a number of Usable Reserves which are those reserves that the Council may use to provide services, subject to the need to maintain a prudent level of reserves and any statutory limitations on their use (for example the Capital Receipts Reserve may only be used to fund capital expenditure or repay debt, or with Council approval to finance transformation projects).
- 25.2 The Council’s usable reserves includes the General Fund Balance (Working Balance)
- 25.3 The Council’s Working Balance is the revenue reserve that is put aside to cover any significant business risks that might arise. The minimum level for the Working Balance has been agreed as 5% of the net revenue budget.
- 25.4 In 2024/25 it has been possible to retrospectively apply additional funding no longer required within the Minimum Revenue Provision to the Working Balance. A transaction previously treated as capital has been restated as a revenue transaction, so the provision is no longer needed.
- 25.5 £3.494m has been added to the Working Balance for 2020/21 and further £1.000m in 2021/22 bringing the Working Balance at the end of 2023/24 to £13.238m which is 5.05% of the 2024/25 net budget and will ensure that a 5% level is maintained through to the end of the MTFS period in 2028/29.



Costs

Right sizing the Budget

- 26.1 Some of the assumptions incorporated in the approved budget for the previous year, require additional resources going forward. These include an allocation for salary related cost increases and reversing any one-off savings or spend allocations from previous periods. There are also corporate requirements which do not fall to any individual directorate.

Additional Costs Right Sizing the Budget	Amount 25/26 (£m)
Salary Related Costs	4.224
Reversal one-off Minimum Revenue Provision (MRP)	0.400
Reversal one-off Adult Social Care Bad Debt Provision	0.500
Replenish Section 106 allocations	0.900
Right sizing Public Health grant budget allocations	0.529
Total	6.553

Salary Related Costs

- 27.1 An allowance for a 3% Pay Award for 2025/26, and the impact of National Insurance changes have been included in the Budget.

Reverse S106 Savings

- 28.1 Planning obligations under Section 106 of the Town and Country Planning Act 1990 (as amended), commonly known as S106 agreements, are a mechanism which make a development proposal acceptable in planning terms, that would not otherwise be acceptable. In previous years, in order to bridge the budget funding gap, monies have been borrowed from s106, adjustments will be made over the next 3 years to rebalance this budget.

National Living Wage

- 29.1 The council is committed to passing on to our Adult Social Care providers the additional cost of increases to the National Living Wage (NLW). The Chancellor confirmed from April 2025 an increase to £12.21 per hour. This increasing cost is shown separately in our additional costs analysis but is a key driver in the increasing costs of providing our Adult Social Care packages and services. For 2025/26 this requires £4.395m. For our own workforce, the Council pays the Foundation Living Wage which is confirmed as £12.60 from April 2025.

Reversal Prior Year MRP / Bad Debt adjustment

- 30.1 A one-off adjustment to the Minimum Revenue Provision of £0.400m was included in the 2024/25 budget, this is being reversed out in 2025/26 to replenish the Provision.
- 30.2 A one-off adjustment to the ASC Bad Debt Provision of £0.500m was included in the 2024/25 budget, this is being reversed out in 2025/26 to replenish the Provision.

Reversal Prior Year Public Health contribution to Adult Social Care

- 31.1 A one-off adjustment to the Public Health reserve of £0.529m was included in the 2024/25 budget, this is being reversed out in 2025/26.

Demand-Led Pressures

- 32.1 In addition, we need to consider the following demand-led cost pressures, currently under review.

- 32.2 Within the MTFs the following assumptions have been made for increased budget requirements within demand-led services. Figures are based on cost and volume analysis based on data held on current demand levels, historic trends and forecasts for future need.

**Education, Health and Care Plans (EHCP)*

Budget Pressure	2025/26 £m
Adult Social Care – National Living Wage impact	4.395
Adult Social Care – volume and inflationary increases	7.711
Children’s Social Care – increased numbers of higher cost placements	16.284
SEND Home to School Transport – increasing numbers and costs of routes	2.059
SEND 0-25 Team – increased EHCPs* requires additional staffing, one off	0.770
Homelessness	0.724
Total	31.943

- 32.3 Plymouth City Council continues to deal with many of the same financial challenges as most other upper tier Authorities across the country. Most local authorities are experiencing increasing demand for key priority social care services which is placing a strain on available resources.
- 32.4 The costs associated with maintaining reasonable quality in the delivery of our services and local environment for residents, businesses and visitors continues to be very challenging. Over two thirds of the Council’s net budget is spent on providing support for our most vulnerable, such as Adults and Children’s social care, but we must not overlook pressures within Street Services around waste collection, as well as the enduring need for highway maintenance.
- 32.5 Cost and demand pressures continue to impact Council Services. The Children’s Services Directorate ended the 2023/24 financial year with additional net costs of £11.629m, which related to specialist residential placements for vulnerable children and SEND School Transport. The Month 8 position for 2024/25 shows an overspend of £8.706m. This needs to be addressed in future year allocations.
- 32.6 The Month 8 forecast within Community Connections, within the Adults, health and Communities Directorate, is reporting additional pressures of £1.150m for 2024/25 with £0.535m directly relating to provision of emergency accommodation for homeless families. Adults Social Care had pressures on care package budgets of £1.438m.
- 32.7 Social Care, Homelessness and SEND Transport are all consistently appearing as pressures areas in Council budgets across the country.
- 32.8 Within Adult Social Care, we pass on funding for inflationary increases to Care providers through care package fee uplifts and the Service is also seeing increasing numbers of clients in higher cost packages, outside of banded fee rates, due to increasing complexity of need.
- 32.9 Revised modelling on client income assumptions has also been included within the 2025/26 budget requirement, to more accurately reflect income levels than current budgeted levels.

- 32.10 The Children's social care service is experiencing increased placement costs and demand has led to Service needing to use more residential children's homes placements to meet more complex needs, these placements are at much higher cost than alternatives, plus increased numbers of children placed outside of the City results in increased average weekly costs of placements.
- 32.11 Increasing numbers of pupils with EHCPs, lack of special school placements within the City and more pupils in Independent Sector provision has led to pressures on the Home to School Transport budget, through increasing numbers and more expensive routes being needed.
- 32.12 The growth on the 0-25 team will allow the service to meet the trajectory for improving statutory timelines and address increased demand for Education Health and Care Plans (EHCP). This will improve the pace at which plans can be drafted and rebuild confidence with all partners to ensure children & young people have access to the appropriate support.

Other Pressures Identified

- 33.1 Details of other budgetary pressures included in the MTFs are shown below.

Other Pressures Identified	2025/26 £m
Funding the Capital Programme	7.200
Audit Additional Costs	0.220
ICT Additional Costs	0.650
Income Recovery Structure	0.212
Environment Act	0.250
Street Services Restructure	0.425
Plymouth Active Leisure - National Living Wage and NI Impact	0.141
Windsor House Running Costs	0.076
Foster Carer Additional Allowance	0.226
Climate Fund Additional Contribution to Capital Costs	0.250
Extended Producer Responsibility	0.066
Facilities Management - Structure	0.645
Facilities Management – Repairs and Maintenance	1.500
Total	11.861

- 33.2 The largest of these is Treasury Management; growth of £7.200m has been factored into the MTFs since 2024/25 to allow for assumed borrowing costs to fund the current Capital Programme. £5.000m of this was funded by one-off reserves in 2024/25. There are a series of assumptions behind the calculation, resulting in a series of reprofiling of the programme and sensitivity to interest rate levels.
- 33.3 The audit fees are set nationally by the Public Sector Audit Authority (PSAA). In the period leading up to and including the Covid pandemic, fees were kept relatively low. The new fees

advised for 2025/26, and future years include a resetting of the costs, requiring a large increase in allocation.

- 33.4 The cost increases within ICT have been hard to avoid, as inflation is a factor influencing the entire market, cyber security is seen as a vital insurance to protect the systems and data our services and residents rely upon, and licencing is a requirement for staff working with technology. Whilst the Council continues to increase the number of staff requiring systems access these costs will continue to rise.
- 33.5 Income Recovery Team have been allocated £0.212m to fund the additional resources in place from 2024/25. They have proven to be successful in increasing our collection of both business rates and council tax, with the additional income included in the resource models.
- 33.6 The current grant revenue funding levels for the introduction of food waste are not explicit or clear but are likely to be less than we require to introduce the service in April 2026. Both transitional (pre roll out) and ongoing (post roll out) revenue is expected and based on the Capital grant we anticipate this could only cover 60% of the required costs. Moreover, we already know that the capital funding is less than we require and costs for equipment (vehicles and containers) are escalating as demand increases. This will require further service borrowing. Moreover, our general growth profile will show a steady increase in housing stock during the coming years and therefore greater operational costs in relation to waste collection and disposal. £500k additional revenue funding spread over two years is the minimum level of funding we require to deliver across the range of statutory waste services.
- 33.7 Within the Growth Directorate, Street Services includes the Council's most visible and high-profile services, namely Street Scene and Waste. The department delivers a range of highly valued frontline services, including street cleansing; grounds maintenance; domestic and commercial waste collection and operates two Household Waste and Recycling Centres (Chelson Meadow and Weston Mill). In addition, it contract manages the materials Waste Recycling Facility at Chelson Meadow. It is important that we get the basics right, which means repairing damaged roads, keeping the streets and gardens clean and tidy and dealing with waste. This allocation of £0.5m over two years will ensure that the service has the required resources to deliver these vital services for the people of Plymouth.
- 33.8 Windsor House has been repurposed with an anchor tenant from January 2025, with plans for the tenant to occupy the whole building within two years. The Growth Directorate has taken ownership of the building, under the umbrella of the Property Regeneration Fund. There is a residue cost of £0.076m which will be funded corporately.
- 33.9 As part of our improved offer to Foster Carers, at the July 2024 Cabinet it was agreed to implement an allowance equal to their own council tax liability for Plymouth City Council Foster Carers from April 2024. This will include arrangements for those living outside of Plymouth to reclaim their payments.
- 33.10 There is a long-standing commitment to our Net Zero ambitions, which includes allocating an additional £0.250m each year to finance borrowing costs for capital projects. This arrangement was agreed to level out once the funding reached an annual £1m.
- 33.11 The Facilities Management budget is showing a pressure of £2.500m at Month 8 2024/25, mainly due to growing repairs and maintenance costs. In addition to this, external consultants have carried out a review of the Facilities Management function within Plymouth City Council which has identified an urgent need to add additional resource to facilitate improvements required

across the corporate estate. To reflect this £0.675m has been added to the 2025/26 budget to implement the required structure and £1.500m to right-size the repairs and maintenance budgets.

Savings/Additional Income

34.1 The below additional income has also been included in the 2025/26 Budget:

- Having reached the ten-year anniversary of the Energy from Waste plant, the contract now provides for the receipt of an annual dividend. This is based on energy prices and the volumes of waste processed, but for 2025/26 the benefit is £1.3m. This is assumed to continue for the period of the MTF5 period.
- In 2025/25 there is also the drawdown of £0.770m of capital receipts to fund the 0-25 team within the Children's Directorate to provide additional capacity to address timelines and increased volume. The details are set out in detail earlier in the report.
- Income assumptions also include the utilisation of Commercial reserves (£0.225m) and ceasing corporate budget requirements (£0.360m)

34.2 The total figures assumed for savings and income within the 2025/26 Budget are shown in the table below.

Savings	2025/26 £m
Additional Income	(2.655)
Directorate Savings Plans	(9.765)
Other Budget Adjustments/Management Actions	(1.514)
Total	(13.934)

2025/26 Savings	2025/26 £m
Corporate Items	(0.800)
Adults Health and Communities	(2.733)
Children's Directorate	(3.142)
Growth Directorate	(2.195)
Chief Executive	(0.301)
Customer and Corporate	(0.594)
Total	(9.765)

- 34.3 Feeding these savings and income assumptions into our financial model together with revised resources assumptions gives the following position.

Resources	2025/26
	£m
RSG	(12.662)
Council Tax	(149.450)
Business Rates	(86.584)
Reserves	(4.946)
Core Resources	(253.642)
Base Budget b/forward	236.622
Additional Grant funding	(19.402)
Add Right-sizing costs / adjustments	6.553
Add Demand-led pressures	31.943
Other pressures	11.861
Savings Targets	(9.765)
Other budget adjustments/management actions	(4.169)
Total Net Expenditure	253.642
Balance	0.000

Section 114 Report

- 35.1 A report under Section 114 of the Local Government Finance Act 1988 is issued by the authority's Chief Finance Officer (Section 151 Officer). In law they are the most senior financial advisor to the wider Council's leadership on its financial plans and have the power and responsibility to legally suspend spending for a period if they judge the Council does not have a balanced budget or the imminent prospect of one.
- 35.2 It means that no new expenditure is permitted, apart from that funding statutory services. Any spending that is not essential or which can be postponed should not take place and essential spend will be monitored. Councillors have 21 days from the issue of a Section 114 report to discuss the implications at a Full Council meeting.
- 35.3 In addition, the Government can intervene on the running of a Council's services. Precedent shows intervention by Commissioners or an Intervention Board. These are individuals with expertise and vast experience in local government and ultimately, they have the power to direct the Council's day-to-day running, including all expenditure and budgetary decisions.
- 35.4 The Leader has received an In-principle letter setting out the current position of the request for a Capitalisation Direction. The Council continues to be actively engaged with MHCLG colleagues and based on the CiPFA guidance and existing LGA advice, and following receipt of the letter, the Section 151 Officer is not proposing to issue a Section 114 report at this stage.

Flexible Use of Capital Receipts

- 36.1 A Flexible Use of Capital Receipts Strategy was submitted to Council as part of the 2024/25 budget process. Flexible use supports Local Authorities to deliver more efficient and sustainable services by allowing local authorities to spend up to 100% of their fixed asset receipts (excluding Right to Buy receipts) on the revenue costs of transformation projects.
- 36.2 The Government have agreed that this flexible use can continue through financial year 2025/26.
- 36.3 In line with the existing Flexible Use of Capital Receipts Policy approved in 2018, the Council wishes to employ capital receipts as part of this budget proposal in 2025/26. The February report will include a recommendation asking Council to endorse this approach.
- 36.4 Included in the additional allocation to the Children's Directorate is investment in a project team delivering revised ways of working in service delivery plus an agreed investment in training in improved management practice and leadership development. This investment is in this directorate with a view to rolling out learning and best practice outcomes across the wider directorates. The investment required is a maximum £1.588m and will supplement the carry forward of receipts drawn down and approved as part of the 2024/25 budget.

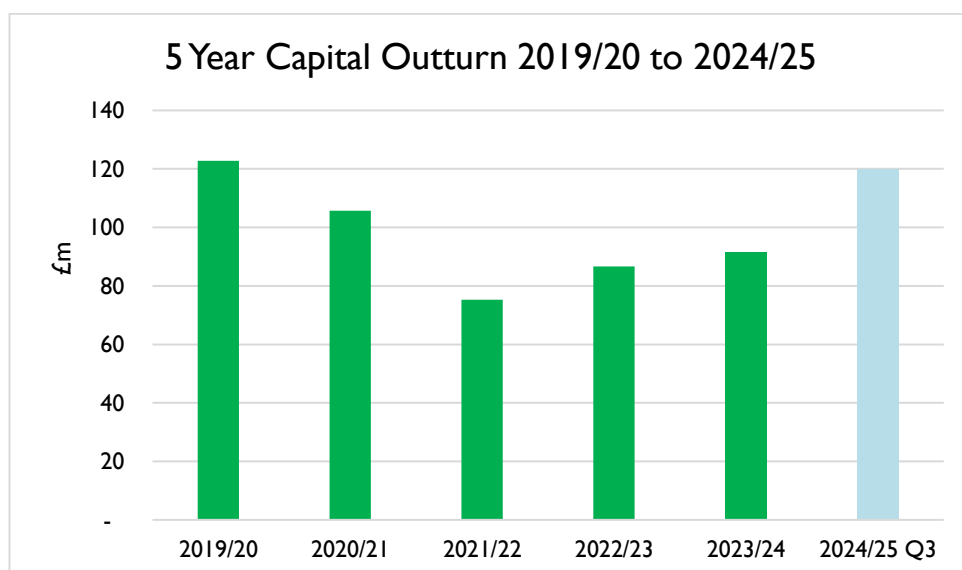
Capital

- 37.1 This section of the report sets out the draft capital budget, with further detail on the profile and financing of individual schemes within the proposed capital programme included as Appendix I to this report.
- 37.2 The Plymouth Plan is the principal driver for the capital programme. Accordingly, the programme includes proposals to support new homes across the area, create new jobs, and to continue a major investment programme in modernising infrastructure including transport, schools, public realm and green spaces.
- 37.3 This investment is supporting Plymouth to become the key economic driver for the far Southwest; it will ensure that communities and businesses have the facilities they need to continue to thrive and prosper. The investment supports growth within the local economy, and is generating additional business rates, Council Tax, and Community Infrastructure Levy (CIL).
- 37.4 The Council continues to take a strategic approach to its capital programme, having established ten outcomes aligned to the Plymouth Plan and the Plymouth and South West Devon Joint Local Plan; together with the investment and business planning programmes of other organisations to maximise delivery in the city and surrounding areas.
- 37.5 The Council must ensure sufficient funding is available to meet the requirements of the agreed programme through its Capital and Treasury Management strategies, which are updated annually to reflect the capital programme as new projects are developed and agreed for delivery. Draft Treasury Management and Capital strategy documents were reviewed by the Audit and Governance Committee in November 2024; this Committee will again review the updated treasury management position again ahead of the final adoption of the Treasury

Management and Capital strategies as part of the 2025/26 budget set by the City Council meeting in February 2025.

- 37.6 Changes to the Bank of England interest rate and other macro-economic factors impact on the cost of borrowing externally through Public Loans Work Board and other short term borrowing arrangements. With support from the Council's appointed treasury management advisors, borrowing costs are monitored on an ongoing basis; the Council also monitors compliance with a range of indicators set using the Prudential Code to ensure the capital programme remains affordable. With increasing pressure on the total revenue resources available to the council arising from an increasing demand for statutory services (particularly social care) and an uncertain economic outlook, reviewing the affordability of the capital programme on an ongoing basis will be increasingly important through 2025. If necessary, the capital programme presented here may need to be reviewed to ensure it remains affordable.
- 37.7 The impact of potential inflationary pressures on costs already assumed in the capital programme presents a further risk; rising inflation could have a significant impact on what can be delivered within affordable funding constraints. Furthermore, the Council faces the risks of supply chain issues, insufficient supply of materials, increasing labour costs and skills shortages. However, a range of mitigations and responses to manage these inflationary risks are available to the Council, dependant on the detail and stage of scheme delivery – for example, sourcing additional external funding or containing cost pressures by re-engineering project scope or deliverables.
- 37.8 The capital programme consists of the approved capital projects the Council intends to deliver over a five-year period. As at 31 December 2024 the total value of the proposed programme is £395.864m. The programme has continued to grow in size in recent years through some notable projects including Armada Way, the Purchasing Temporary Homes Programme, investment to support the Plymouth and South Devon Freeport, the Woolwell to The George transport scheme and the Zero Emission Bus Regional Areas (ZEBRA) scheme. Much of this growth in our programme of investment has been supported by external grant funding secured from a range of government sources. The graph below shows how annual expenditure has changed over the past five years, together with the latest forecast for expenditure during the current financial year.

Capital Expenditure 2019/20 – 2024/25



37.9 The table below shows a breakdown of the current five-year capital programme forecast across the Directorates as at 31 December 2024. A full, detailed breakdown of the capital programme is available in Appendix 6.

Five-Year Capital Programme by Directorate

Directorate	2024/25	2025/26	2026/27	2027/28	2028/29	Total
	£m	£m	£m	£m	£m	£m
Children's Services	1.716	1.991	-	-	-	3.707
Adults, Health and Communities	16.809	20.935	3.617	0.164	-	41.525
Growth - Economic Development	30.810	48.482	42.181	16.575	12.427	150.475
Growth - Strategic Planning & Infrastructure	40.963	65.375	28.090	8.280	0.275	142.983
Growth - Street Services	18.673	20.359	0.372	0.241	0.212	39.857
Customer & Corporate Services	4.548	4.903	0.728	0.280	0.100	10.559
Office for Director of Public Health	6.488	0.270	-	-	-	6.758
Total	120.007	162.315	74.988	25.540	13.014	395.864
Finance by:	2024/25	2025/26	2026/27	2027/28	2028/29	Total
	£m	£m	£m	£m	£m	£m
Capital Receipts	2.002	3.048	9.379	0.180	2.008	16.617
Grant Funding	70.477	63.094	0.741	3.269	0.193	137.774
Corporate Funded borrowing	23.108	39.638	27.198	3.666	0.378	93.988
Service dept. supported borrowing	21.117	43.423	36.655	18.080	10.334	129.609
Developer contributions	1.705	11.430	1.015	0.082	0.101	14.333
Other Contributions	1.598	1.682	-	0.263	-	3.543
Total	120.007	162.315	74.988	25.540	13.014	395.864

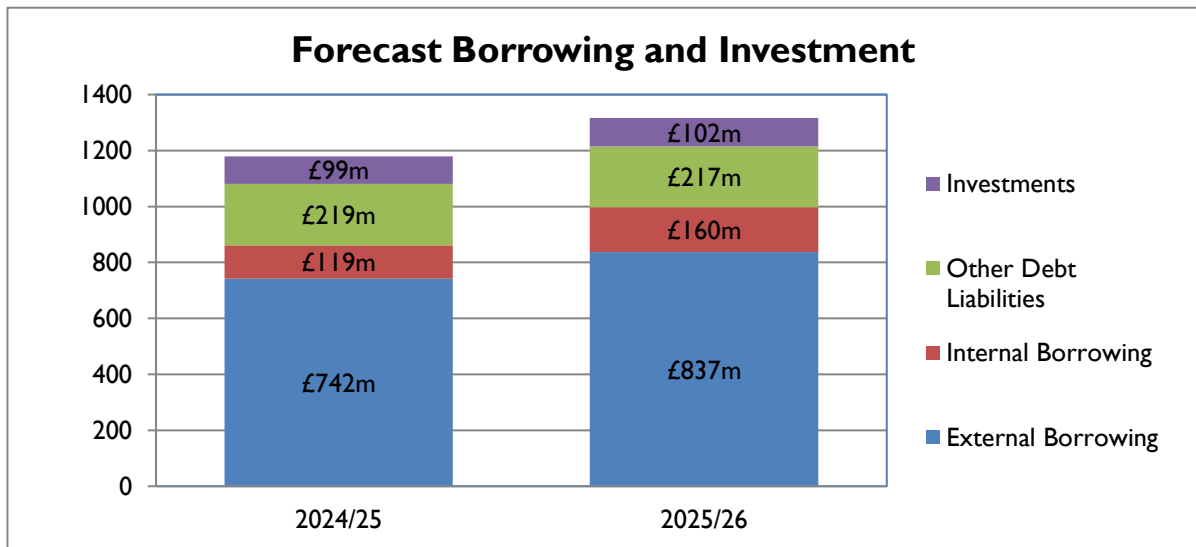
38.1 A breakdown of the five-year programme by outcome is shown below.

Five-Year Capital Programme by Outcome

Primary Outcome of Projects	£m
Delivering a Net Zero Plymouth	65.935
Delivering a sustainable City Centre and Waterfront	47.716
Delivering a sustainable Derriford / Northern Corridor	40.752
Delivering a sustainable Eastern Corridor	7.867
Delivering sustainable homes for the city	30.164
Delivering essential City infrastructure / Improving neighbourhoods	37.625
Ensuring sufficient good quality school places	1.462
Delivering a sustainable economy	97.318
Connecting the City	28.183
Commercialisation of services (including property)	38.842
Total	395.864

Treasury Management

- 39.1 Treasury Management is the management of the Council's cash flows, borrowing and investments, and the associated risks. Of necessity, the Council borrows and invests substantial sums of money and is therefore exposed to financial risks including the effects of changing interest rates.



- 39.2 Total financing costs, including MRP, are budgeted at £50.369m in 2025/26, 19.85% of the proposed 2025/26 net revenue budget. This is an increase from 18.9% within the 2024/25 budget.

Conclusion

- 40.1 This report sets out a draft balanced budget. It includes all the information afforded to us from the Provisional Local Government Settlement, and there will be changes to reflect any final government adjustments.
- 40.2 To reach this position, Cabinet Members and Senior Officers have reflected the increases in both demand and cost of vital services and presented deliverable savings. There has also been the requirement to drawdown £4.946m from usable reserves, as a one-off resource.
- 40.3 The report is also premised on a Council Tax increase of two point nine nine percent (2.99%) and an Adult Social Care Precept increase of two percent (2%). These increases will need to be formally recommended by Cabinet to Full Council for a decision at the meeting 24 February 2025.
- 40.4 It will be another difficult financial year for the Council, but Cabinet and officers are aware of the challenges and will continue to closely monitor the finances during 2025/26.

APPENDIX I – NET ADDITIONAL COST PRESSURES AND ADJUSTMENTS

Cost Pressures and Adjustments	2025/26
Additional Costs Right Sizing the Budget	£m
Salary Related Costs	4.224
Reversal one-off Minimum Revenue Provision	0.400
Reversal one-off Adult Social Care Bad Debt Provision	0.500
Replenish Section 106 contributions	0.900
Right sizing Public Health grant budget allocations	0.529
Sub Total	6.553
Demand Led Pressures	£m
Adult Social Care – National Living Wage impact	4.395
Adult Social Care – volume and inflationary increases	7.711
Children’s Social Care – increased numbers of higher cost placements	16.284
SEND Home to School Transport – increasing numbers and costs of routes	2.059
SEND 0-25 Team – increased EHCPs requires additional staffing, one off	0.770
Homelessness	0.724
Sub Total	31.943
Other Pressures Identified	£m
Funding the Capital Programme	7.200
Audit Additional Costs	0.220
ICT Additional Costs	0.650
Income Recovery Structure	0.212
Environment Act	0.250
Street Services Restructure	0.425
Plymouth Active Leisure National Living Wage and NI	0.141
Windsor House running costs	0.076
Foster Carer Additional Allowance	0.226
Climate Fund contribution to capital	0.250
Extended Producer Responsibility	0.066
Facilities Management - Structure	0.645
Facilities Management – Repairs and Maintenance	1.500
Sub Total	11.861
TOTAL Cost Pressures and Adjustments	50.357

APPENDIX 2 – NET ADDITIONAL RESOURCES AND ADJUSTMENTS

Resources and Adjustments	2025/26
Core Resources	£m
RSG	(12.662)
Council Tax	(149.450)
Business Rates	(86.584)
Reserves	(4.946)
Total Core Resources	(253.642)
Additional Grant Funding	£m
Recovery Fund	(6.592)
Children's Prevention Grant	(1.415)
Extended Producer Responsibility	(5.926)
Social Care Grant	(5.281)
Services Grant ceasing	0.407
Rolled in Grants	0.129
Homelessness Prevention Grant	(0.724)
Total Additional Grant Funding	(19.402)

APPENDIX 3 – SAVINGS BREAKDOWN

2025/26 Savings Summary	2025/26 £m
Corporate Items	(0.800)
Adults Health and Communities	(2.733)
Children's Directorate	(3.142)
Growth Directorate	(2.195)
Chief Executive	(0.301)
Customer and Corporate	(0.594)
Total	(9.765)

Corporate Items –Savings/Income	2025/26 (£m)
Debt Reschedule and Treasury Management target	(0.800)
Total	(0.800)

Adult Social Care –Savings/Income	2025/26 (£m)
ASC Target Operating Model	(1.008)
Staffing - Hold Vacancies	(0.400)
Banding/Health Contributions Review	(0.500)
Contract Reductions:	
Sheltered Housing	(0.029)
Social Inclusion	(0.182)
Family Hubs	(0.268)
Alarms	(0.070)
Other (Floating Support, CERS)	(0.176)
Livewell Payments Review	(0.100)
Total	(2.733)

Children's –Savings/Income	2025/26 (£m)
Re-modelling and implementation of the Integrated Front Door	(0.312)
Align capacity in the MASH to deliver a new operating model	(0.264)
Out of Hours redesign	(0.267)
Reduction in Capital Borrowing	(0.160)
Life Story Worker	(0.033)
EPS - Careers South West	(0.096)
Placement related Delivery Plans	(2.010)
Total	(3.142)

Growth –Savings/Income	2025/26 (£m)
SP&I action plan	(0.050)
One-off contribution from A386 leased space SP&I Park & Ride reserve	(0.100)
Review of Property Regeneration income target ongoing	(0.400)
One-off review of Property Regeneration income target	(0.300)
Box income generation	(0.100)
One-off contribution from ED Bad Debt Provision	(0.100)
One-off Oceansgate reserve rationalisation	(0.450)
RingGo - bring Plymouth in line with other Cities and pass the cost of using on to the customer	(0.200)
Inflationary increases to parking permits (6%)	(0.080)
Remove the 1-hour charge introduced in Mayflower House Court long stay car park	(0.050)
Review of On-street/Off-street parking	(0.365)
Total	(2.195)

Chief Executive –Savings/Income	2025/26 (£m)
Budget Adjustments – Elections/Comms	(0.119)
Chief Executive - Management Actions	(0.205)
Savings – Legal	(0.244)
Reduction of Community Grant Scheme	(0.057)
Total	(0.625)

Customer and Corporate –Savings/Income	2025/26 (£m)
Customer and Corporate – Budget Adjustments	(1.190)
Customer and Corporate - Savings	
Identify units/areas not being charged Business Rates	(0.100)
Reduce bank charges budget within transactions centre	(0.080)
Work with providers to ensure PCC can claim maximum subsidy	(0.066)
Apprenticeships – collection of savings on posts	(0.174)
IChoose to purchase annual leave	(0.120)
Improved marketing of AVC-Wise	(0.020)
Salary Sacrifice – Electric Vehicles	(0.010)
Ad Hoc income generation and savings across libraries	(0.024)
Total	(1.784)

APPENDIX 4 – 1ST DRAFT DIRECTORATE BUDGETS 2025/26

Directorate Budgets	2024/25 (£m)	2025/26 (£m)	Increase (Decrease) (£m)
Children's Directorate	75.431	90.752	15.320
Corporate Items	(25.309)*	(34.296)	(18.986)
Customer and Corporate Services	36.250	38.398	2.149
Chief Executive's Office	7.154	6.673	(0.482)
Adults, Health and Communities	108.921	119.168	10.247
Growth Directorate	31.472	29.510	(1.963)
Public Health	2.703	3.437	0.734
*this includes adjustment for one-off reserves adjustment 2024/25			
Total	236.622	253.642	17.020

APPENDIX 5 – PROVISIAL FINANCIAL SETTLEMENT 2025/26**PROVISIONAL SETTLEMENT 2025/26****Key Points****Council Tax**

As indicated in the government's policy statement ahead of the settlement the referendum limit will be 2.99% and the ability to raise an Adult Social Care Precept of 2% continues.

Business Rates Retention and Revenue Support Grant

As expected, a 1.7% inflationary rate (September CPI) was applied to the Business Rates Retention Scheme and the Revenue Support Grant (RSG). There have also been a number of smaller grants rolled into the RSG; Electoral Integrity Programme, Tenant Satisfaction, Transparency Code and Home to School Transport Extended Rights; these grants total £0.129m for Plymouth.

New Homes Bonus

The allocation for Plymouth has decreased from £0.043m to £0.032m in 2025/26.

Services Grant

This grant has now ended, a reduction for Plymouth in 2025/26 of £0.407m

Recovery Grant

This is new, one-off funding directed at Local Authorities with high deprivation and low Council Tax bases. The allocation for 2025/26 is £6.592m for Plymouth.

Children's Social Care Prevention Grant

This is a new, ring-fenced funding for 2025/26 of £1.415m for Plymouth.

Social Care Grant

This grant has increased by £5.281m to £33.789m – this grant funding is expected to fund both Adults and Children's services.

Improved Better Care Fund – has been renamed the Local Authority Better Care Fund.

The funding increases to £15.955m but now includes the rolled-in Adult Social Care (ASC) Discharge Fund of £3.022m. No inflationary increases were applied.

ASC Market Sustainability and Improvement Fund

There has been no change to this grant, and Plymouth's allocation remains at £5.618m.

Table I – Impact for Plymouth – Provisional Settlement 2025/26

	2024/25	2025/26	Movement
	£m	£m	£m
Social Care Grant	(28.508)	(33.789)	(5.281)
Business Rates Multiplier	(14.948)	(15.202)	(0.254)
Revenue Support Grant (RSG)	(12.328)	(12.662)	(0.334)
Grant rolled into RSG	(0.129)	0.000	0.129
Recovery Grant (new)	0.000	(6.592)	(6.592)
New Homes Bonus	(0.043)	(0.032)	0.011
Children's Social Care Prevention Grant	0.000	(1.415)	(1.415)
Market Sustainability Improvement Fund	(5.618)	(5.618)	0.000
ASC Discharge	(3.022)	0.000	3.022
Local Authority Better Care Fund	(12.933)	(15.955)	(3.022)
Services Grant	(0.407)	0.000	0.407
Total	(77.936)	(91.265)	(13.329)

National Insurance

Not included as part of the Provisional Settlement, the government also advised they have set aside a provisional £515m to contribute to the costs of the increase to employers National Insurance contributions for directly employed local authority staff. A methodology note has been published, but the individual authority allocations will not be published until the final settlement, as the data is not yet complete to enable allocations to be calculated. For Plymouth City Council, the impact of the changes on direct employees is calculated at £2.3m, and we are modelling a contribution of approximately £2m based on the published methodology.

APPENDIX 6 – CAPITAL SCHEMES

Capital Programme - Details	2024-25 Latest Forecast	2025-26 Latest Forecast	2026-27 Latest Forecast	2027-28 Latest Forecast	2028-29 Latest Forecast	TOTAL PROGRAMME 2024/25 to 2028/29
	£m	£m	£m	£m	£m	£m
CHILDREN SOCIAL CARE						
Residential Short Breaks (Colwill Lodge Feasibility - Project B)	0.020	0.180	-	-	-	0.200
Development of Children's Homes (Project A)	0.600	1.400	-	-	-	2.000
Foster Home Adaptation - Child PER26650	0.035	-	-	-	-	0.035
Early Years Capital Expansion Programme	0.435	-	-	-	-	0.435
SCHOOL CONDITION WORKS						
Schools Emergency Condition Works	0.015	0.015	-	-	-	0.030
Ham Drive - Roof	-	0.039	-	-	-	0.039
Yealmpstone Farm - Roof Phase 2	0.027	-	-	-	-	0.027
Lipson Vale - Fire Alarm	0.031	-	-	-	-	0.031
College Road - Boiler	0.056	-	-	-	-	0.056
Longcause - Lift	0.036	-	-	-	-	0.036
Cann Bridge - SEN Expansion	0.075	-	-	-	-	0.075
Mill Ford - SEN Satellite Provision	0.010	0.065	-	-	-	0.075
Mill Ford Toilets	0.030	-	-	-	-	0.030
Mill Ford - Modular Units	0.004	-	-	-	-	0.004
SEND Sufficiency Plan Programme	0.075	0.125	-	-	-	0.200
SCHOOLS ICT PROJECTS						
Brook Green - ICT Projects	0.008	-	-	-	-	0.008
Sir John Hunt CC - ICT Projects	0.002	-	-	-	-	0.002
SCHOOL DEVOLVED CAPITAL FORMULA						
Ham Drive - Devolved Capital	0.004	0.012	-	-	-	0.016

Plym Bridge - Devolved Capital	0.010	0.004	-	-	-	0.014
Compton - Devolved Capital	0.000	0.009	-	-	-	0.009
College Road - Devolved Capital	0.045	0.026	-	-	-	0.071
Laira Green - Devolved Capital	0.006	0.007	-	-	-	0.013
Lipson Vale - Devolved Capital	0.016	0.008	-	-	-	0.024
Pennycross - Devolved Capital	0.006	0.018	-	-	-	0.024
Whitleigh - Devolved Capital	0.019	0.008	-	-	-	0.027
Yealmpstone Farm - Devolved Capital	0.012	0.006	-	-	-	0.018
Riverside - Devolved Capital	0.017	0.010	-	-	-	0.027
Sir John Hunt CC - Devolved Capital	0.020	-	-	-	-	0.020
Cann Bridge (Downham) - Devolved Capital	0.009	0.008	-	-	-	0.017
Brook Green - Devolved Capital	0.012	0.009	-	-	-	0.021
Longcause - Devolved Capital	0.010	0.009	-	-	-	0.019
Mill Ford - Devolved Capital	0.044	0.009	-	-	-	0.053
Woodlands - Devolved Capital	0.012	0.008	-	-	-	0.020
SCHOOL DEVOLVED CAPITAL PROJECTS						
College Road - Forest School	-	0.013	-	-	-	0.013
Ham Drive - CCTV and Security	0.002	-	-	-	-	0.002
Ham Drive - Access to Work	0.004	-	-	-	-	0.004
Pennycross - Allotment	-	0.002	-	-	-	0.002
Pennycross - Classroom Flooring	0.005	-	-	-	-	0.005
Yealmpstone Farm - Local Basic Need Works	0.005	-	-	-	-	0.005
ADULT SOCIAL CARE						
PfH Extra Care Housing Support Millbay	-	0.450	-	-	-	0.450
Eclipse Project	0.055	0.527	0.275	-	-	0.857
Re-provision of Vines and Colwill Lodge	0.328	11.229	0.842	0.164	-	12.563
COMMUNITY CONNECTIONS						
Disabled Facilities (incl Care & Repair works)	3.657	0.366	-	-	-	4.023

Efford Youth & Community Centre	1.004	-	-	-	-	1.004
Honicknowle Youth & Community Centre	1.082	0.003	-	-	-	1.085
Frederick Street Centre	0.938	0.379	-	-	-	1.318
NEIGHBOURHOOD & COMMUNITIES						
The Royal Building	5.454	0.000	-	-	-	5.454
The Royal Building Redevelopment	-	1.246	1.500	-	-	2.746
Dispersed Temporary Housing Programme	-	5.795	1.000	-	-	6.795
Accessible Temporary Homes	2.450	-	-	-	-	2.450
PATH: Single People Accommodation	0.700	-	-	-	-	0.700
PATH: Temporary Accommodation Loan	0.560	0.940	-	-	-	1.500
Young Devon: Single People Accommodation	0.297	-	-	-	-	0.297
Young Devon Loan	0.210	-	-	-	-	0.210
Family Hubs	0.073	-	-	-	-	0.073
INFORMATION SYSTEMS						
Delt Lights-on Infrastructure	0.250	0.260	0.430	-	-	0.940
Tech Forge	0.002	0.013	-	-	-	0.015
Transformation/Modernisation Technology Projects	0.072	0.769	-	-	-	0.842
WiFi and Networks Survey	-	0.019	-	-	-	0.019
New Data Centre Migration	0.172	-	-	-	-	0.172
Continuation of Transformation/Modernisation Projects	0.025	0.711	-	-	-	0.736
Device Replacement Scheme	0.350	0.430	0.280	0.280	0.101	1.441
Highways Management System	0.015	0.084	-	-	-	0.099
Hand Arm Vibration	0.003	-	-	-	-	0.003
Alloy Phase 2	-	0.238	-	-	-	0.238
Mobile Working for Building Control	0.012	0.015	-	-	-	0.026
PVP Management Solution	-	0.006	0.018	-	-	0.024
Development of PCC Website	0.124	-	-	-	-	0.124
Data Intelligence	-	0.200	-	-	-	0.200

EDRMS Data Storage and Management Solution	0.050	0.150	-	-	-	0.200
IA Solutions	0.060	-	-	-	-	0.060
Replacement of Civica Image Server	0.007	-	-	-	-	0.007
cWAN Project	0.147	-	-	-	-	0.147
Replacement of CoreHR for iTrent	0.958	-	-	-	-	0.958
CORPORATE PROPERTY						
Assets Lifecycle Maintenance						
Repairs to Plymouth Guildhall	0.039	-	-	-	-	0.039
Plymouth Guildhall (WiFi)	0.023	-	-	-	-	0.023
Four Woods Nursery Boiler Replacement	0.042	-	-	-	-	0.042
Theatre Royal Roof Repairs	0.100	0.189	-	-	-	0.289
Chelson Meadow - Welfare Facilities making good area for 4 new portacabins	-	0.025	-	-	-	0.025
Assets Lifecycle Maintenance contingency	-	1.702	-	-	-	1.702
CORPORATE PROPERTY (OTHER)						
Accommodation Strategy	0.013	-	-	-	-	0.013
Elliot Terrace Waldorf Room Water Damage Repairs	0.139	-	-	-	-	0.139
3 Elliot Terrace Front Elevation repairs and Decoration	0.101	-	-	-	-	0.101
Plympton Guildhall Structural Repairs	0.020	-	-	-	-	0.020
Prince Rock Gas Main Replacement	0.200	-	-	-	-	0.200
Remediation works to Raglan Court	0.080	-	-	-	-	0.080
Cremyll Ferry Slipway	0.550	-	-	-	-	0.550
Devil's Point Tidal Pool	0.140	0.030	-	-	-	0.170
Arnold's Point Repairs (Rowing Club)	0.091	-	-	-	-	0.091
Public Conveniences						
Toilet Demolition St Levans Road & Masterman Road	0.007	-	-	-	-	0.007
St Budeaux Public Toilet	0.056	0.062	-	-	-	0.118
Hoe Promenade Toilets	0.008	-	-	-	-	0.008
Accommodation Transformation						

Burrington Way - Annex Building Drake Hill Court	0.557	-	-	-	-	0.557
Midland House IT Decommissioning	0.100	-	-	-	-	0.100
Crownhill Court Fit Out	0.002	-	-	-	-	0.002
Go Green Employee Travel Plan	0.033	-	-	-	-	0.033
Economic Development						
Inclusive Economy Fund	0.172	0.063	0.025	0.016	0.008	0.285
PEC Homes	0.030	-	-	-	-	0.030
Oceansgate Remediation/separation works	0.061	0.385	0.372	-	-	0.817
Oceansgate Phase 3.1 - Innovation Area	0.982	6.572	-	-	-	7.554
Plymouth & South Devon Freeport A38 Deep Lane Pedestrian/Cycle Bridge	0.500	3.519	-	-	-	4.019
Plymouth & South Devon Freeport Project: Land Acquisition at Sherford	3.150	0.550	-	-	-	3.700
Plymouth and South Devon Freeport Sherford Business Park	0.720	0.480	-	-	-	1.200
Plymouth and South Devon Freeport Dredging	0.382	-	-	-	-	0.382
Plymouth & South Devon Freeport : Princess Yachts Factory Extension	-	0.315	-	-	-	0.315
Plymouth and South Devon Freeport Langage Core Infrastructure	0.957	0.768	-	-	-	1.725
Plymouth & South Devon Freeport Langage Spine Road Design	0.783	2.974	-	-	-	3.757
Langage Development Phase 2	0.107	0.107	-	-	-	0.214
Langage Development South Phase 2 (Freeport Site)	2.559	3.967	2.129	-	-	8.654
Plymouth International Medical & Technology Park	0.084	0.016	-	-	-	0.100
Cot Hill Trading Estate	-	-	0.707	-	-	0.707
Land at Embankment Road	0.000	3.480	10.441	-	-	13.921
Asda Development	0.020	6.710	10.677	5.000	-	22.407
Derriford District Centre	8.283	0.488	-	-	-	8.771
Millbay Hotel	-	-	9.500	8.534	-	18.034
Quality Hotel	0.020	0.058	-	-	-	0.078
Brickfields	0.148	0.698	-	-	-	0.845
PfH Bath Street	0.070	0.882	-	-	-	0.952
39 Tavistock Place	0.236	0.075	-	-	-	0.311

Relocation of Shekinah	0.011	-	-	-	-	0.011
Highway Works At The Former Seaton Barracks Site	0.015	-	-	-	-	0.015
Future High Streets Fund - Civic Centre	0.800	2.498	-	-	-	3.298
Future High Streets Fund - Guildhall	2.558	1.336	-	-	-	3.894
West End Master Plan						
West End Options Study	0.053	-	-	-	-	0.053
Colin Campbell Court	0.075	-	-	-	-	0.075
3-19 Raleigh St & 91-95 New George St	0.031	0.220	-	-	-	0.251
Colin Campbell Court Demolitions	0.094	0.500	-	-	-	0.594
Plymouth Health and Wellbeing Hub at Colin Campbell Court	0.175	-	-	-	-	0.175
Plymouth Community Diagnostic Centre	0.062	0.450	-	-	-	0.512
Toys 'R Us	0.002	1.268	-	-	-	1.271
Plymouth Rail Station Forecourt	0.087	2.736	4.516	-	-	7.338
Plymouth Rail Station MSCP	0.027	0.031	0.011	2.606	12.144	14.819
Rail Station Accommodation Block	0.530	1.448	1.936	-	-	3.914
Rail Station Demolition of RISC Building	0.350	-	-	-	-	0.350
Plymouth Station - Concourse Phase 2	0.017	0.281	1.459	-	-	1.757
Plymouth Rail Station - North Cross Improvements	0.005	-	-	-	-	0.005
UKSPF: Nudge Community Builders	0.206	-	-	-	-	0.206
UKSPF: Four Greens	0.057	-	-	-	-	0.057
UKSPF: City College Plymouth	0.040	-	-	-	-	0.040
UKSPF: Real Ideas Organisation	0.050	-	-	-	-	0.050
UKSPF: PCC & YMCA Plymouth	0.050	-	-	-	-	0.050
PSNMP - Tinside 1st Floor	1.045	-	-	-	-	1.045
PSNMP - Tinside Terrace	0.499	-	-	-	-	0.499
PSNMP - Tinside B	0.491	-	-	-	-	0.491
PSNMP - Tinside Enabling & Renovation	1.172	-	-	-	-	1.172
PNSMP - Mount Edgcumbe	0.035	0.906	-	-	-	0.942

PSNMP - Mount Batten Main Works	1.867	2.258	-	-	-	4.125
PSNMP - Mount Batten Pontoon	0.230	1.338	-	-	-	1.568
PSNMP - Firestone	0.000	0.175	-	-	-	0.175
PSNMP - Ernesettle	0.159	0.153	-	-	-	0.312
PSNMP - Digital	0.082	0.096	0.015	0.025	0.015	0.233
PSNMP - Interpretation	0.023	0.135	0.058	0.034	-	0.250
PSNMP - Species and Habitat	0.140	0.190	0.180	0.165	0.119	0.795
PSNMP - Action Plan Delivery	0.002	0.053	0.002	0.002	0.002	0.060
PSNMP - Contingency and Inflation	0.018	0.287	0.152	0.192	0.138	0.787
UKSPF: Love Plymouth	0.042	-	-	-	-	0.042
Mount Edgcumbe Orangery Toilets	0.013	-	-	-	-	0.013
Mount Edgcumbe Deerfield Carriages	0.053	-	-	-	-	0.053
Mount Edgcumbe Garden Battery Enabling Works	0.027	0.018	-	-	-	0.045
Mount Edgcumbe Vehicle	0.012	-	-	-	-	0.012
Mount Edgcumbe English Garden House	0.326	-	-	-	-	0.326
Mount Edgcumbe Marquee	0.020	-	-	-	-	0.020
STRATEGIC PLANNING & INFRASTRUCTURE:						
STRATEGIC DECARBONISATION PROGRAMME						
Civic Centre District Energy	0.060	0.030	-	-	-	0.090
Civic Centre District Energy - Phase 2	0.110	1.067	0.350	1.423	-	2.950
Civic Centre District Heating Grant	-	-	-	0.050	0.275	0.325
Chelson Meadow Solar Farm	0.030	4.765	8.212	2.946	-	15.953
Local Electric Vehicle Infrastructure (LEVI)	-	1.400	0.600	0.415	-	2.415
Solar Roof Tops	0.017	-	-	-	-	0.017
Theatre Royal Car Park - Solar Scheme	0.015	-	-	-	-	0.015
PCC LED Lighting Replacement Programme	0.127	-	-	-	-	0.127
Heat Decarb Phase B.1 Harewood House	0.073	0.385	-	-	-	0.458
Heat Sourcing in Corporate Buildings (Big 4 + Next 7 Decarbonisation)	0.284	0.195	-	-	-	0.479

Home Energy Efficiency						
Home Energy - Eco Homes pot	0.000	0.251	-	-	-	0.251
Social Housing Decarbonisation Wave 2.1	1.100	-	-	0.335	-	1.435
Home Upgrade Grant HUG Phase 2	0.865	-	-	2.488	-	3.353
INFRASTRUCTURE IMPROVEMENT PROGRAMME						
Millbay Boulevard	0.002	-	-	-	-	0.002
Sutton Harbour Public Realm Improvements	-	-	-	0.032	-	0.032
Development Funding	0.480	-	-	-	-	0.480
STRATEGIC TRANSPORT PROGRAMME						
Forder Valley Link Road	0.148	1.431	0.200	-	-	1.779
Forder Valley Interchange	0.012	0.340	0.025	-	-	0.377
Charlton Road	0.192	1.845	-	-	-	2.038
N Corridor Junction Imps	-	0.014	-	-	-	0.014
E Corridor Junction Improvements	0.041	0.225	-	-	-	0.266
Charles Cross	0.010	0.180	-	-	-	0.190
Woolwell to The George Phase 2 (Widening)	3.926	13.632	8.478	-	-	26.037
Woolwell to The George Phase 3 (Park & Ride)	-	1.101	-	-	-	1.101
Morlaix Drive Access Improvements	0.287	0.045	-	-	-	0.332
A379 Pomphlett to The Ride	0.021	0.034	-	-	-	0.054
A38 Manadon Interchange (LLM)	1.027	-	-	-	-	1.027
Plymouth Major Road Network	0.746	5.672	-	-	-	6.418
Automated Traffic Counters	0.050	-	-	-	-	0.050
SUSTAINABLE TRANSPORT PROGRAMME						
Northern Corridor Strategic Cycle Network	0.018	0.167	-	-	-	0.185
Eastern Corridor Strategic Cycle Network (Colesdown Hill)	0.030	0.070	-	-	-	0.101
Eastern Corridor SCN Colesdown Hill Underbridge	0.338	2.274	0.050	-	-	2.662
National Cycle Network Barrier Removal	0.022	-	-	-	-	0.022
Zero Emission Bus Regional Areas	2.214	10.067	-	-	-	12.281

WWCF - Garfield Terrace	0.004	-	-	-	-	0.004
WWCF - Efford Pathway Brian Vincent Way	0.047	-	-	-	-	0.047
Billacombe Footbridge	-	-	-	0.590	-	0.590
Barbican Footbridge	0.004	-	-	-	-	0.004
Cycle Ci: Broxton Dr to Saltram Meadow R/bout	0.006	-	-	-	-	0.006
Transforming Cities Fund Tranche 2 Grant	1.596	-	-	-	-	1.596
TCF T2 Woolwell to The George	4.244	4.633	0.175	-	-	9.052
TCF T2 Royal Parade Bus Infrastructure	3.371	-	-	-	-	3.371
TCF T2 Mayflower Street Bus Stops	0.022	-	-	-	-	0.022
TCF T2 Crownhill Sustainable Transport Corridor	0.001	-	-	-	-	0.001
TCF T2 St Budeaux Station Interchange	0.954	-	-	-	-	0.954
TCF T2 St Budeaux to Dockyard	0.002	-	-	-	-	0.002
TCF T2 Dockyard to City Centre Walking & Cycling	0.002	-	-	-	-	0.002
TCF T2 Mobility Hubs	1.987	-	-	-	-	1.987
FLOOD RISK MANAGEMENT PROGRAMME						
Longbrook Street Flood Defence	0.001	-	-	-	-	0.001
St Levan Park Flood Defence	0.032	-	-	-	-	0.032
Plym Stonehouse & Durnford St Tidal flood alleviation	0.033	0.067	-	-	-	0.100
Weston Mill Flood Defence	0.010	0.058	-	-	-	0.068
BETTER PLACES PROGRAMME						
City Centre Public Realm Old Town St/ New George St	5.296	-	-	-	-	5.296
Civic Square	0.121	-	-	-	-	0.121
Armada Way	0.212	-	-	-	-	0.212
Armada Way Delivery	9.523	10.370	10.000	-	-	29.893
Royal Parade	-	0.425	-	-	-	0.425
PLAN FOR HOMES PROGRAMME						
Acquisition of West Park	-	0.023	-	-	-	0.023
6 Victoria Place	-	0.158	-	-	-	0.158

Coombe Way, Kings Tamerton LRF & S106	-	0.930	-	-	-	0.930
Elgin Crescent	-	0.083	-	-	-	0.083
Windmill Carpark	0.000	0.102	-	-	-	0.103
PfH Self Build Housing Sites - Clowance Street	-	0.100	-	-	-	0.100
PfH Self Build Housing Sites - Lancaster Gardens	-	0.179	-	-	-	0.179
PfH Register Office Plan	0.001	-	-	-	-	0.001
PfH Plan for Homes Phase 3	-	0.082	-	-	-	0.082
PfH P3 Coombe Way, Kings Tamerton	-	0.210	-	-	-	0.210
PfH PCH Partnership Agreement	-	0.742	-	-	-	0.742
PfH St Helen's Walk	0.035	-	-	-	-	0.035
PfH Livewest Partnership Agreement	-	0.550	-	-	-	0.550
PfH Colebrook Road, Plympton	-	0.150	-	-	-	0.150
PfH P3 Healy Place, Morice Town Dev.	-	0.274	-	-	-	0.274
PfH P3 Stoggy Lane	0.073	0.427	-	-	-	0.500
PfH Empty Homes Financial Assistance	-	0.115	-	-	-	0.115
PfH Broadland Gardens (Development)	0.489	-	-	-	-	0.489
Housing Development - PCC Professional Services	-	0.150	-	-	-	0.150
Asbestos Claims by PCH	0.650	0.356	-	-	-	1.006
TRANSPORT CAPITALISED MAINTENANCE PROGRAMME:						
Structural Maintenance schemes						
Minor Structure Repairs (Reactive)	0.203	-	-	-	-	0.203
Minor Structure Repairs (Preventative)	0.204	0.103	-	-	-	0.307
Laira Bridge Cycle Path	0.399	-	-	-	-	0.399
Street lighting & traffic signals						
Deteriorated Street Lighting Columns Replacement	1.300	1.527	-	-	-	2.827
Traffic signal replacement	0.050	0.191	-	-	-	0.241
Traffic signal repairs	0.140	-	-	-	-	0.140

MOVA Tavistock Road - Upgraded Traffic Signals	-	0.167	-	-	-	0.167
Signal Optimisation	0.197	0.150	-	-	-	0.347
Street lighting Energy Savings	0.276	0.250	-	-	-	0.526
CMS Street Lighting (Challenge Fund)	0.647	1.580	-	-	-	2.227
CCTV						
CCTV Rapid Deployment	0.037	-	-	-	-	0.037
Variable Message Systems CCTV	0.177	-	-	-	-	0.177
Flytipping Intervention Scheme	0.048	-	-	-	-	0.048
Parking						
Mount Wise - Charge Point and Ticket Machine	0.011	-	-	-	-	0.011
Car Parks - Capital Maintenance	0.245	-	-	-	-	0.245
Car Parks - Replacement Payment System	0.040	0.225	-	-	-	0.265
Carriageways						
Carriageway Permanent Repairs	0.612	-	-	-	-	0.612
Carriageway Resurfacing	1.464	-	-	-	-	1.464
Carriageway Micro Asphalt	0.022	-	-	-	-	0.022
Carriageway Lining	0.091	0.140	-	-	-	0.231
Lining Schemes	0.200	-	-	-	-	0.200
Carriageway Skid Resistance	0.539	-	-	-	-	0.539
Carriageway Surface Dressing	0.826	1.085	-	-	-	1.911
Carriageway Pothole Initiative	0.604	-	-	-	-	0.604
Footways						
Footway Permanent Repair	0.624	-	-	-	-	0.624
Footway Resurfacing	0.853	0.100	-	-	-	0.953
Kerb Replacements	0.097	0.140	-	-	-	0.237
Drainage						
Capitalised drainage schemes	0.325	-	-	-	-	0.325
Military Road Adoption Scheme	0.010	0.104	-	-	-	0.114

Gully and Manhole Replacements	0.046	-	-	-	-	0.046
Street Furniture						
Vehicle Restraint System	0.215	-	-	-	-	0.215
Street Furniture Replacements	0.169	0.050	-	-	-	0.219
Grit Bins	0.008	0.021	-	-	-	0.029
Local Safety & Minor Schemes						
TRO Reviews	0.055	-	-	-	-	0.055
Collision Reviews	0.042	-	-	-	-	0.042
Minor Traffic Schemes	0.025	-	-	-	-	0.025
Embankment Road Safety Scheme	0.005	0.215	-	-	-	0.220
Stentaway Rd Footway and Traffic Calming	0.005	0.115	-	-	-	0.120
Millbridge Crossing and 20mph Speed Limit Zone	0.020	0.130	-	-	-	0.150
Safer Journeys to School	0.049	-	-	-	-	0.049
Inclusive Mobility	0.160	-	-	-	-	0.160
Speed Management	0.024	-	-	-	-	0.024
Direction Sign Replacement	0.015	-	-	-	-	0.015
Living Streets						
Living Streets Coordination of Cllr Schemes	0.055	-	-	-	-	0.055
Living Streets Budshead	0.009	-	-	-	-	0.009
Living Streets Compton	0.008	-	-	-	-	0.008
Living Streets Devonport	0.009	-	-	-	-	0.009
Living Streets Drake	-	0.006	-	-	-	0.006
Living Streets Efford and Lipson	0.008	-	-	-	-	0.008
Living Streets Eggbuckland	-	0.009	-	-	-	0.009
Living Streets Ham	0.008	-	-	-	-	0.008
Living Streets Honicknowle	0.003	0.023	-	-	-	0.026
Living Streets Moor View	0.008	-	-	-	-	0.008
Living Streets Peverell	0.008	-	-	-	-	0.008

Living Streets Plympton Chaddlewood	0.004	0.002	-	-	-	0.006
Living Streets Plympton Erle	0.006	-	-	-	-	0.006
Living Streets Plympton St Mary's	0.009	-	-	-	-	0.009
Living Streets Plymstock Dunstone	0.009	-	-	-	-	0.009
Living Streets Plymstock Radford	0.000	0.008	-	-	-	0.008
Living Streets St Budeaux	0.001	0.028	-	-	-	0.029
Living Streets St Peter and Waterfront	-	0.008	-	-	-	0.008
Living Streets Southway	-	0.008	-	-	-	0.008
Living Streets Stoke	0.000	0.027	-	-	-	0.027
Living Streets Sutton and Mount Gould	-	0.018	-	-	-	0.018
ENVIRONMENTAL SERVICES						
Replacement of Hire Vehicles	1.026	1.078	-	-	-	2.104
Street Scene & Waste Vehicles	0.598	4.233	-	-	-	4.831
Electric Vehicles	0.078	-	-	-	-	0.078
Fleet Decarbonisation Programme (Climate Emergency Fund)	-	0.380	-	-	-	0.380
Grass Cutting Equipment 2024	0.154	-	-	-	-	0.154
Garden Waste Collection Vehicles	-	0.021	-	-	-	0.021
Garden Waste Collection Containers	-	0.033	-	-	-	0.033
Food waste collection service vehicles and containers	-	2.212	0.077	0.008	-	2.297
Container Provision	0.227	0.304	0.190	0.190	0.190	1.101
RETAINED WASTE - Chelson Meadow restoration						
Chelson Meadow Closure & Leachate Plant Upgrade	0.063	-	-	-	-	0.063
ENVIRONMENTAL IMPROVEMENT PROGRAMME						
Green Minds						
Visual Impact Mitigation Scheme (VIMS)	0.038	0.200	-	-	-	0.238
Strategic Green Spaces						
Derriford Community Park - Phase 1 Biodiversity Improvements	0.020	0.170	-	-	-	0.190
Derriford Community Park - Phase 5	0.237	0.332	0.046	-	-	0.615

Derriford Community Pk P5 Paddock Cabin	0.363	-	-	-	-	0.363
Central Park Improvements	0.715	-	-	-	-	0.715
Playing Pitches & Play						
Bond Street Playing fields (Southway Community Football Facility)	0.045	0.245	-	-	-	0.290
Higher Efford Play Pitch Enhancements	0.036	-	-	-	-	0.036
Marine Academy Plymouth 3G Pitch	0.002	-	-	-	-	0.002
King George V Playing Fields	0.004	0.010	-	-	-	0.014
Staddiscombe Sports Improvements	0.023	-	-	-	-	0.023
Improving Outdoor Play Phase 3	0.006	0.137	-	-	-	0.143
Tennis Improvements - Devonport Hartley and Tothill Park	0.005	0.002	-	-	-	0.007
Nature & Trees						
Plan for Trees	0.284	0.052	0.033	0.020	-	0.388
Natural Infrastructure Works on A386	0.002	0.007	0.002	0.002	0.002	0.014
PNG P2 Nature based solutions for Climate Change	0.168	0.034	0.023	0.023	0.020	0.268
Improvements of Allotments PL9	0.012	-	-	-	-	0.012
Ply & S.Devon Community Forest	3.195	4.118	-	-	-	7.313
Ocean City Biodiversity - Ply Habitat Bank Loan	0.150	0.350	-	-	-	0.500
Dunstone Woods	-	0.013	-	-	-	0.013
Public Health						
Bereavement Infrastructure	4.219	-	-	-	-	4.219
Rees Centre Wellbeing Hub	0.045	-	-	-	-	0.045
Plymouth Life Centre						
Plymouth Life Centre - Pool Covers	0.019	-	-	-	-	0.019
Plymouth Life Centre - Gym Refurbishment	0.487	-	-	-	-	0.487
Brickfields						
Brickfields - Relocation of Hockey Facility	1.534	0.270	-	-	-	1.804
Brickfields - Relocation of Pétanque Facility	0.184	-	-	-	-	0.184
TOTAL	120.007	162.315	74.988	25.540	13.015	395.864

